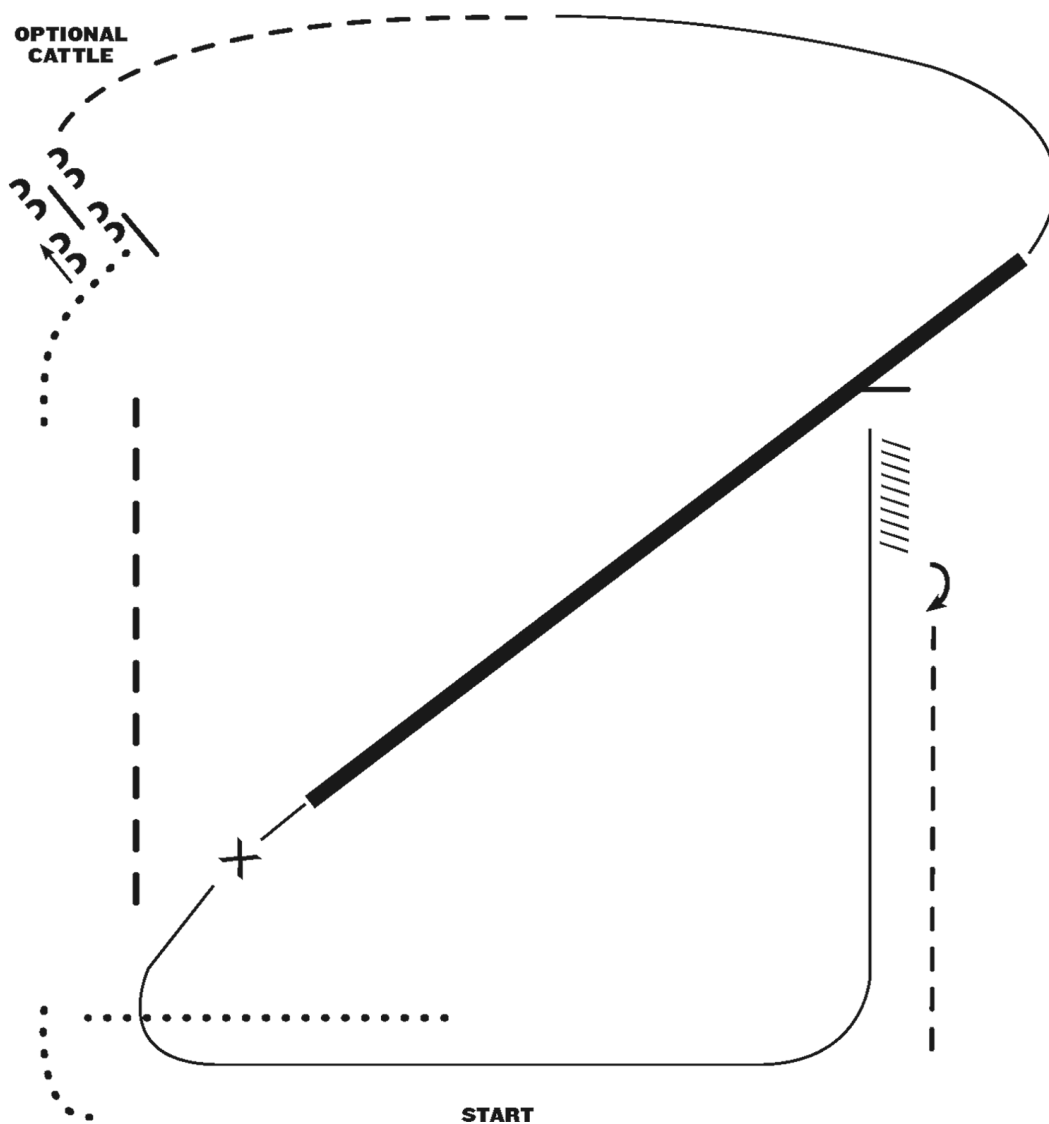


# Cotton Country Open Show

Ranch Riding (All Ranch Riding (W/T trot where designated lope))

Show Date: 03-04-2023



1. Walk
2. Extended trot
3. Walk
4. Stop, side pass log left
5. Trot
6. Lope right lead
7. Extended Lope (right lead)
8. Collect lope and change leads (simple or flying)
9. Lope left lead
10. Stop and back
11. 180 turn to right
12. Trot

Note: The drawn description of this pattern is only intended for the general depiction of the pattern. Exhibitors should utilize the arena space to best exhibit their horses.

[RR/AQHA-10]

Pattern Provided by:

*Shon Gage*

w w w . H o r s e S h o w P a t t e r n s . c o m

w w w . H o r s e S h o w P a t t e r n s . c o m

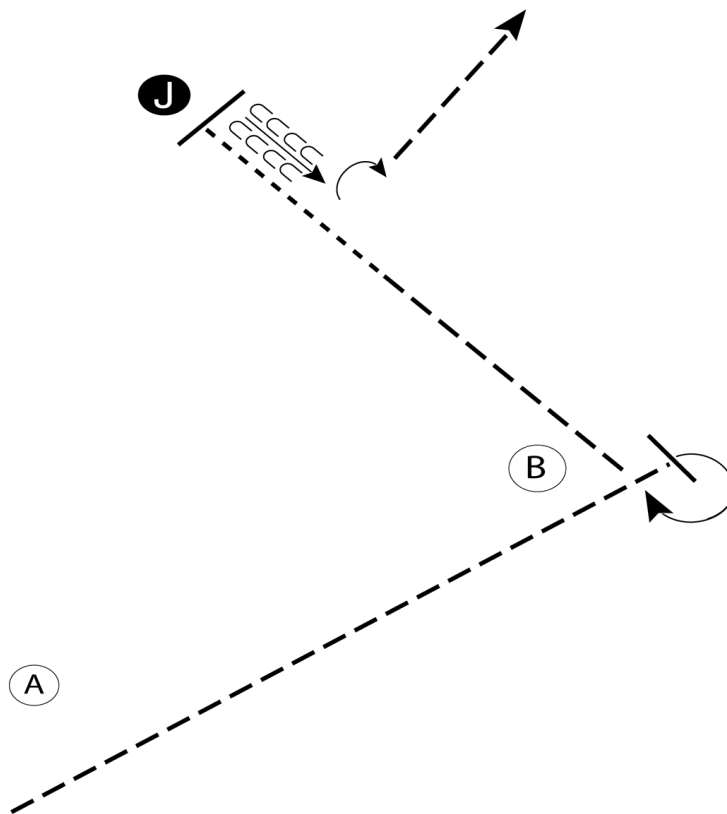
# Cotton Country Open Show

## Showmanship (All Classes)

Show Date: 03-04-2023

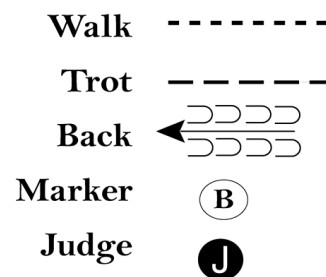
w w w . H o r s e S h o w P a t t e r n s . c o m

w w w . H o r s e S h o w P a t t e r n s . c o m



Be ready at A.

1. Trot past B and stop
  2. Perform a 270 degree turn
  3. Trot halfway to the Judge
  4. Break to the walk and walk to the Judge
  5. Stop and set up for inspection
  6. When dismissed back one horse length
  7. Perform a 90 degree turn and trot to the line-up
- Follow the instructions of your ring steward.



[S/1-27]

Pattern Provided by:

*Shon Gage*

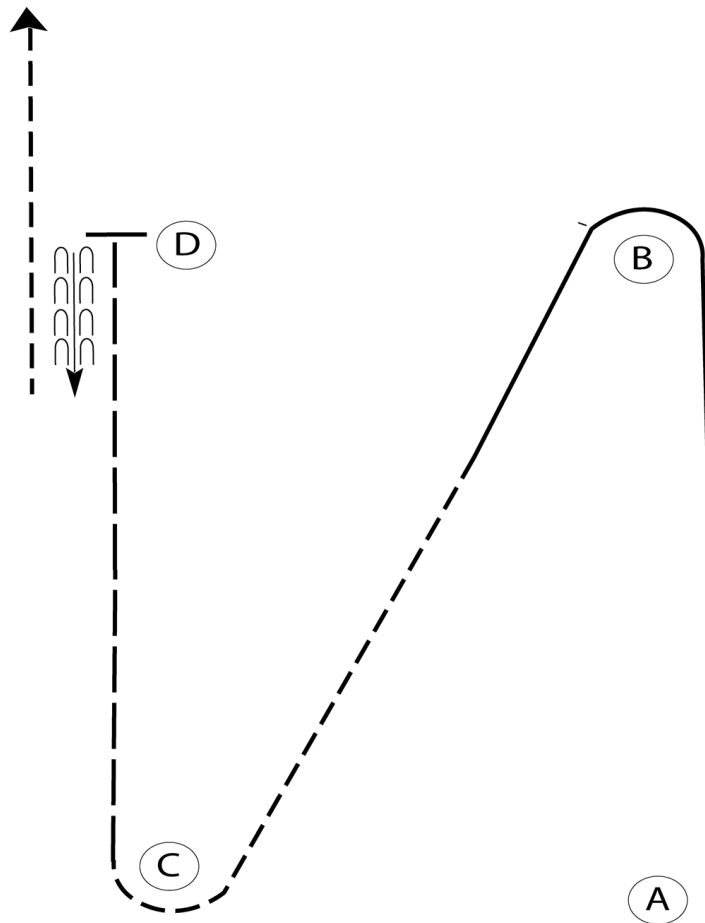
# Cotton Country Open Show

## Western Horsemanship (All Classes (Excluding Walk Trot))

Show Date: 03-04-2023

w w w . H o r s e S h o w P a t t e r n s . c o m

w w w . H o r s e S h o w P a t t e r n s . c o m



Be ready at A.

1. Walk two horse lengths from A.
2. Lope on the left lead to and around B.
3. Halfway between B and C, break to a jog.
4. Jog to and around C.
5. Extend the jog from C to D.
6. Stop at D and back approximately one horse length
7. Exit at a jog.

Follow the instructions of your ring steward.

<b>Walk</b>	-----
<b>Jog</b>	- - - - -
<b>Extended Jog</b>	- - - - -
<b>Lope</b>	—————
<b>Leg Yield</b>	
<b>Lead Change</b>	— / —
<b>Back</b>	← c c c c
<b>Marker</b>	Ⓚ
<b>Sidepass</b>	←-----→

[WH/1-66]

Pattern Provided by:

*Shon Gage*

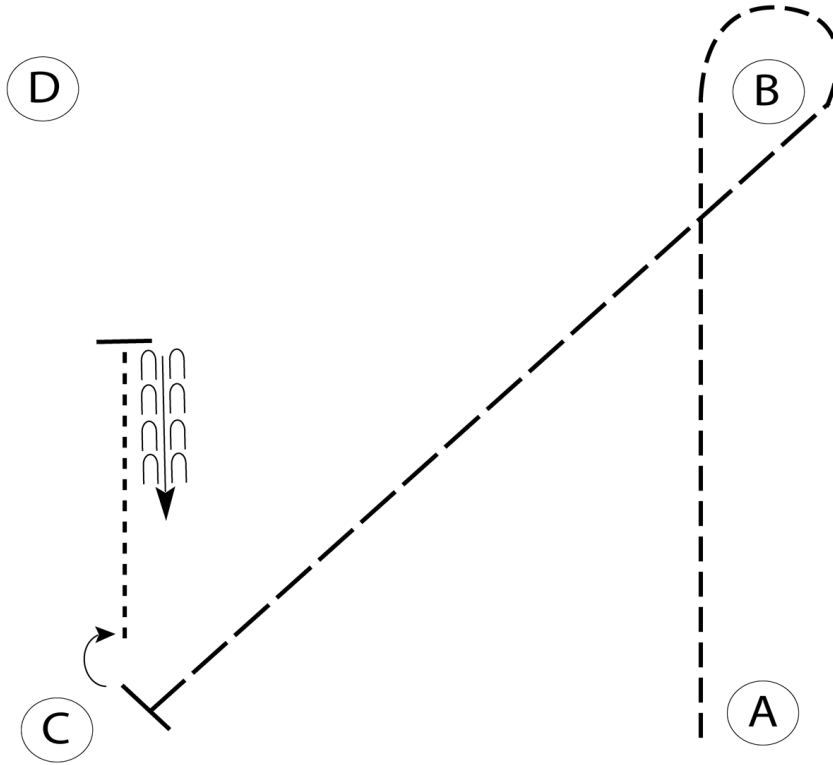
# Cotton Country Open Show

## Western Horsemanship (All Walk Trot Classes)

Show Date: 03-04-2023

w w w . H o r s e S h o w P a t t e r n s . c o m

w w w . H o r s e S h o w P a t t e r n s . c o m



Be ready at A.

1. Jog from A to and around B.
2. Extend the jog from B to C.
3. Stop and perform a 90 degree turn to the right.
4. Walk halfway to D.
5. Stop halfway to D and back approximately one horse length.

Follow the instructions of your ring steward.

Walk	-----
Jog	- - - - -
Extended Jog	- - - - -
Lope	—————
Leg Yield	
Lead Change	— / —
Back	← — — — —
Marker	Ⓚ
Sidepass	← — — — — →

[WH/WT-71]

Pattern Provided by:

*Shon Gage*