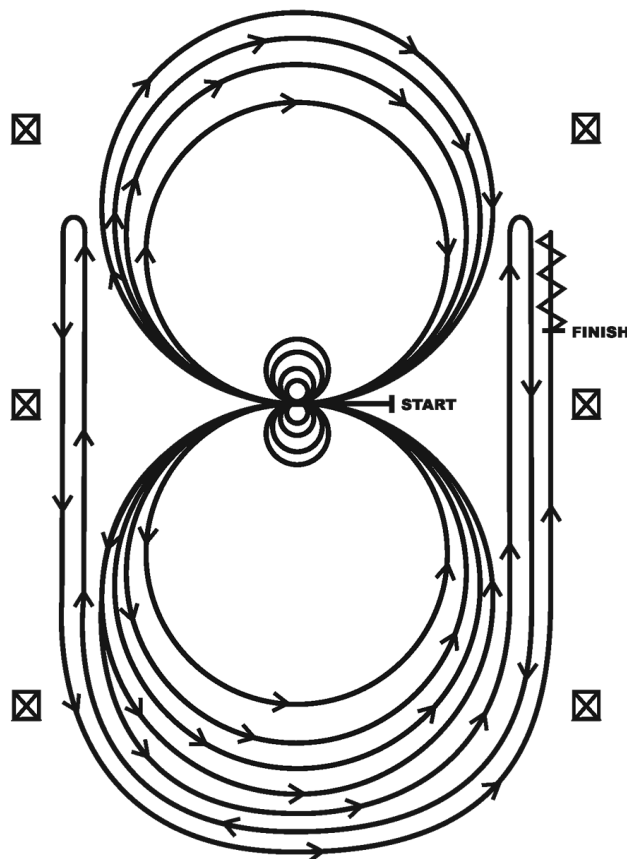


Cotton Bowl

Reining (All Open, Youth and Amateur)

Show Date: 10-30-2021

REINING PATTERN 5



Horses may walk or jog to the center of arena. Horses must walk or stop prior to starting pattern. Beginning at the center of the arena facing the left wall or fence.

1. Beginning on the left lead, complete three circles to the left: the first two circles large and fast; the third circle small and slow. Stop at the center of the arena. Hesitate.
2. Complete four spins to the left. Hesitate.
3. Beginning on the right lead, complete three circles to the right: the first two circles large and fast; the third circle small and slow. Stop at the center of the arena. Hesitate.
4. Complete four spins to the right. Hesitate.
5. Beginning on the left lead, run a large fast circle to the left, change leads at the center of the arena, run a large fast circle to the right, and change leads at the center of the arena. (Figure 8)
6. Continue around previous circle to the left but do not close this circle. Run up the right side of the arena past the center marker and do a right rollback at least twenty feet (six meters) from the wall or fence—no hesitation.
7. Continue around previous circle but do not close this circle. Run up the left side of the arena past the center marker and do a left rollback at least twenty feet (six meters) from the wall or fence—no hesitation.
8. Continue back around previous circle but do not close this circle. Run up the right side of the arena past the center marker and do a sliding stop at least twenty feet (six meters) from the wall or fence. Back up at least ten feet (three meters). Hesitate to demonstrate completion of the pattern.

[R/AQHAP-5]

Pattern Provided by:

Michael Ochetto

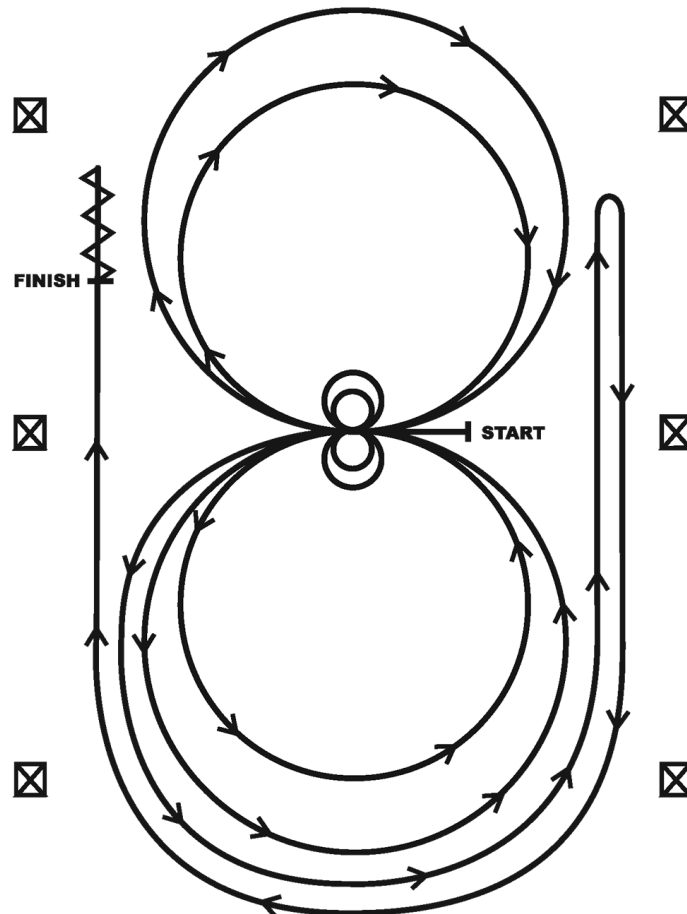
Cotton Bowl

Reining (All L1 and Novice)

Show Date: 10-30-2021

REINING PATTERN A

Approved only for Level I Youth & Amateur, Youth I3 & Under



Horses may walk or jog to the center of the arena. Horses must walk or stop prior to starting the pattern. Beginning at the center of the arena facing the left wall or fence.

1. Beginning on the left lead, complete two circles to the left. Stop at the center of the arena. Hesitate.
2. Complete two spins to the left. Hesitate.
3. Beginning on the right lead complete two circles to the right. Stop at the center of the arena. Hesitate.
4. Complete two spins to the right. Hesitate.
5. Beginning on the left lead, go around the end of the arena, run down the right side of the arena past center marker, stop and roll back right.
6. Continue around the end of the arena to run down the left side of the arena past the center marker. Stop. Back up. Hesitate to demonstrate completion of the pattern. See the Judges' Guide for a summary of other allowances made in the Handbook.

[R/AQHAP-A]

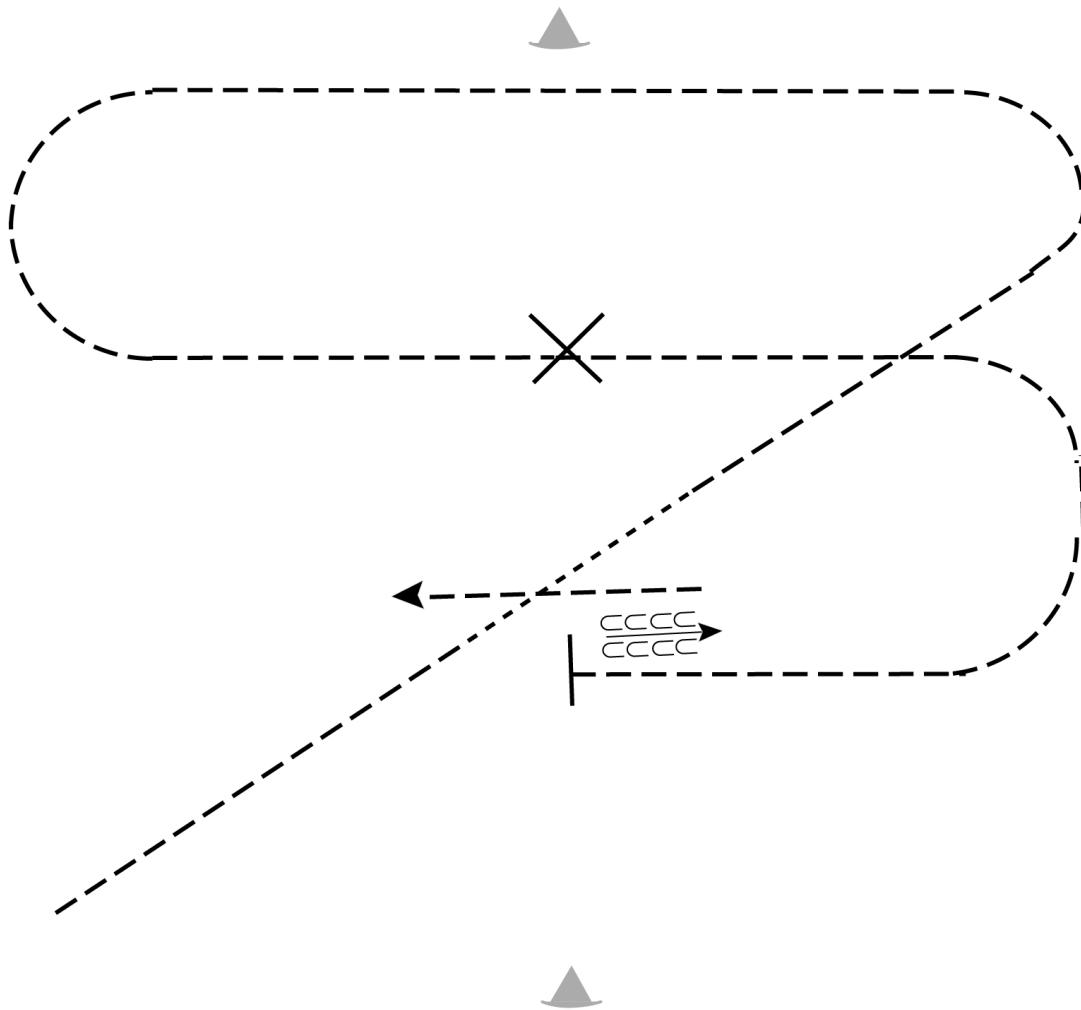
Pattern Provided by:

Michael Ochetto

Cotton Bowl

Hunt Seat Equitation (All Walk Trot)

Show Date: 10-30-2021



Keep pattern between markers as shown.

1. Sitting trot then walk several strides.
2. Posting trot right diagonal around to center of pattern (X).
3. Change diagonals around to center.
4. Halt and back approximately 2 horse lengths then exit at a trot.

Walk	-----
Trot	- - - - -
Extended Trot	— — — — —
Canter	—————
Leg Yield	
Lead Change	— / —
Back	← — — — —
Marker	(B)
Sidepass	← — — — — →
Hand Gallop	— — — — —

[HSE/WT-112]

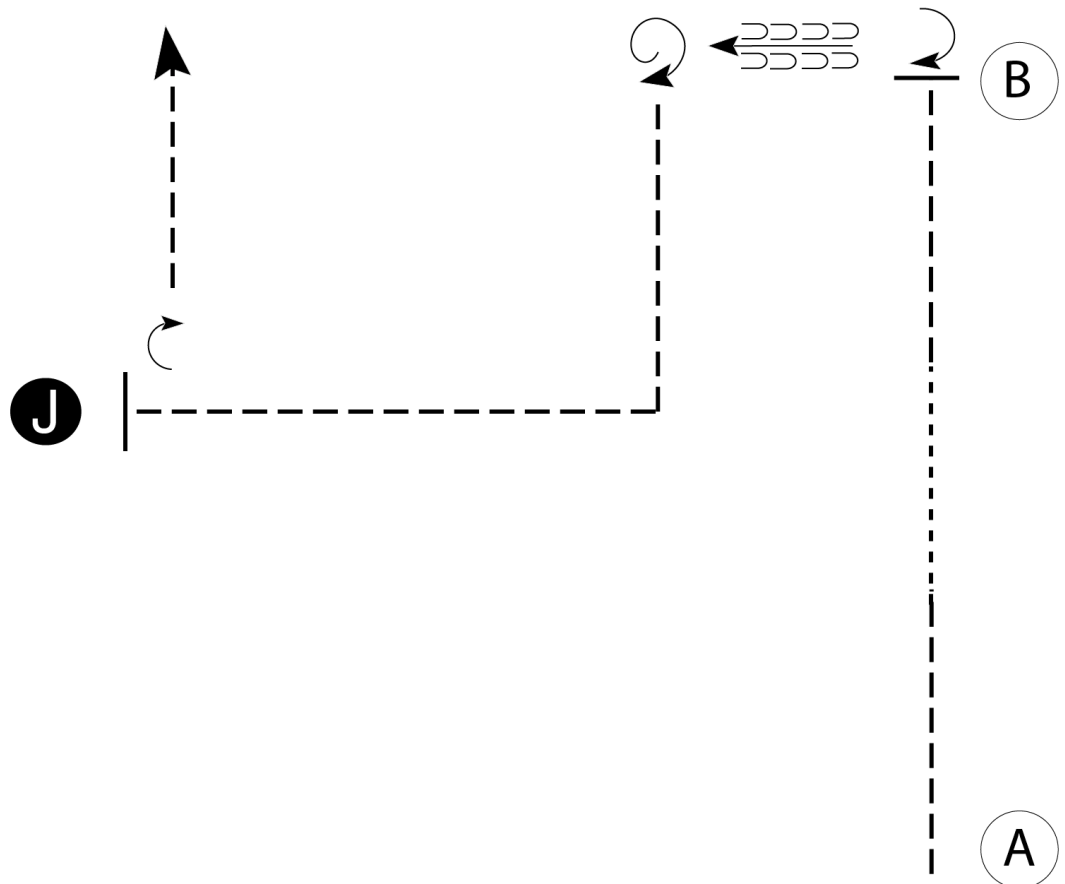
Pattern Provided by:

Michael Ochetto

Cotton Bowl

Showmanship (All Youth, Amateur, Select and Masters)

Show Date: 10-30-2021



Be ready at A.

1. Trot 1/3 of the line, then walk 1/3 of the line then trot the final 1/3 of the line.
2. Stop with horse's hip even with B then perform a 1/4 turn.
3. Back 2 horse lengths then perform a 1 1/4 turn.
4. Trot to judge as shown.
5. Stop and set up at Judge.
6. Inspection.
7. When dismissed, perform a 1/4 turn and trot to exit.

Walk -----
Trot -----
Back ←-----
Marker (B)
Judge (J)

[S/2-119]

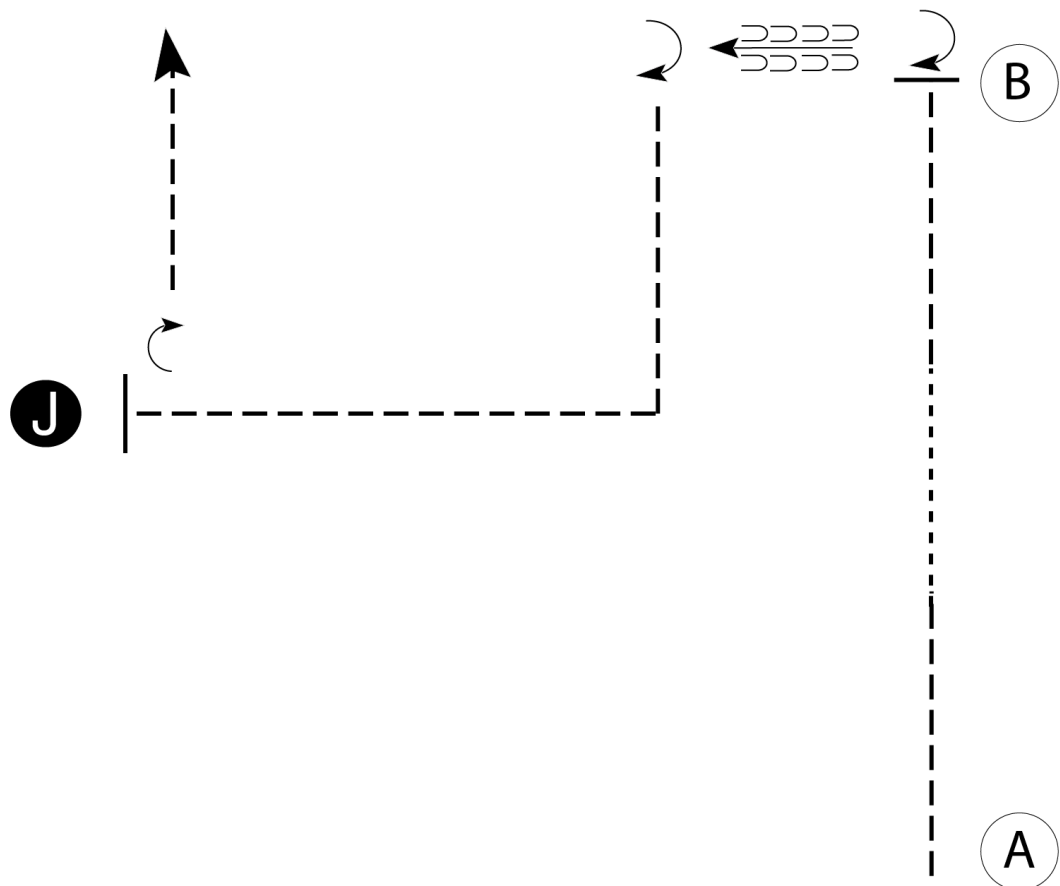
Pattern Provided by:

Michael Ochetto

Cotton Bowl

Showmanship (All L1 and Novice)

Show Date: 10-30-2021



Be ready at A.

1. Trot 1/3 of the line, then walk 1/3 of the line then trot the final 1/3 of the line.
2. Stop with horse's hip even with B then perform a 1/4 turn.
3. Back 2 horse lengths then perform a 1/4 turn.
4. Trot to judge as shown.
5. Stop and set up at Judge.
6. Inspection.
7. When dismissed, perform a 1/4 turn and trot to exit.

Walk -----
Trot -----
Back ←-----
Marker (B)
Judge (J)

[S/1-119]

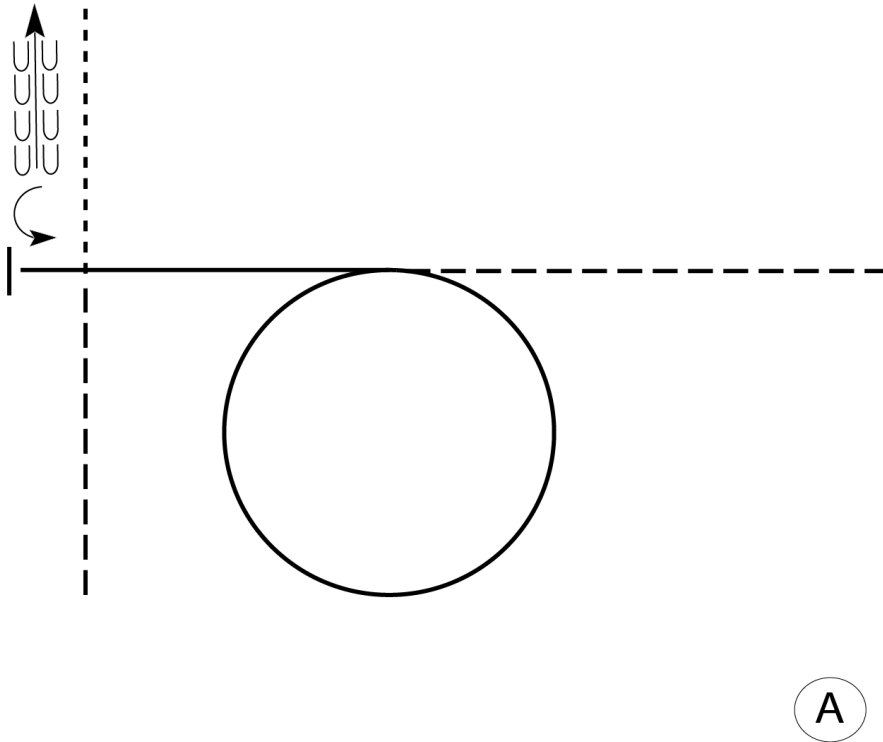
Pattern Provided by:

Michael Ochetto

Cotton Bowl

Western Horsemanship (All L1 and Novice)

Show Date: 10-30-2021



Be ready at A.

1. Perform a jog from A and a square corner toward center of pattern.
2. Lope a left lead circle.
3. Close the circle and continue loping on the left lead in a straight line.
4. Stop and perform a 1/4 turn to the left.
5. Back approximately one horse length.
6. Walk until you cross your line.
7. Exit arena at a jog.

Walk	-----
Jog	- - - - -
Extended Jog	— — — —
Lope	
Lead Change	
Back	
Marker	ⓑ

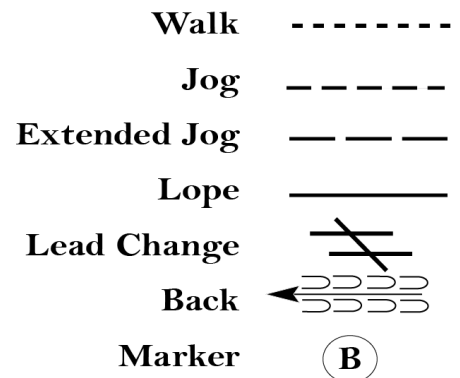
[WH/1-104]

Pattern Provided by:

Michael Ochetto

www.HorseShowPatterns.com

Show Date: 10-30-2021



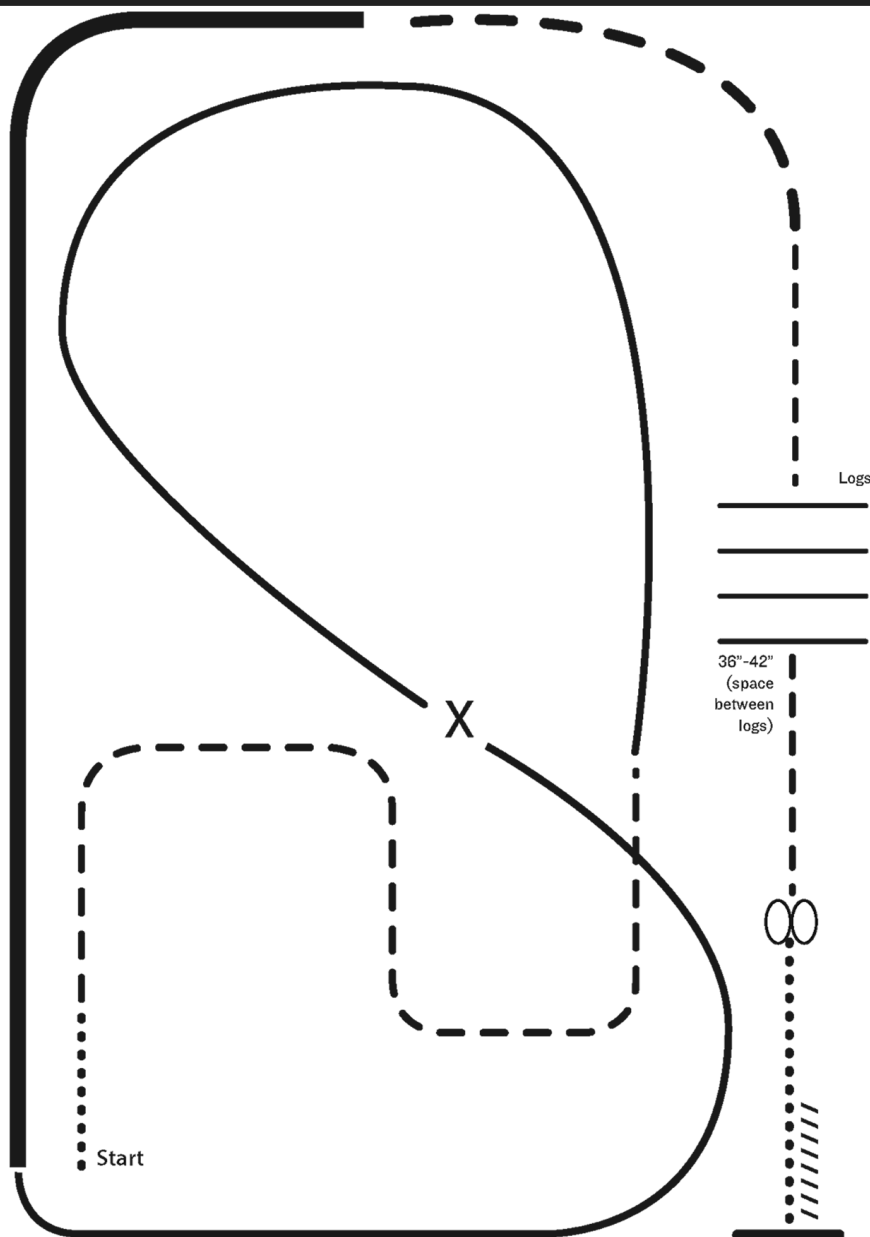
- [RR/4]**

©2021 HorseShowPatterns.com. All Rights Reserved.

Cotton Bowl

Ranch Riding (All Open, Youth, Amateur)

Show Date: 10-30-2021



X Lead Change
••• Walk
- - - Trot
- - - Ext trot
- - - Lope
- - - Ext Lope
//////// Back

1. Walk
2. Trot serpentine
3. Lope left lead around the end of the arena and then diagonally across the arena
4. Change leads (simple or flying) and
5. Lope on the right lead around end of the arena
6. Extend lope on the straight away and around corner to the center of the arena
7. Extend trot around corner of the arena
8. Collect to a trot
9. Trot over logs
10. Stop, do 360 degree turn each direction (either direction 1st) (L-R or R-L)
11. Walk, stop and back

[RR/AQHA-3]

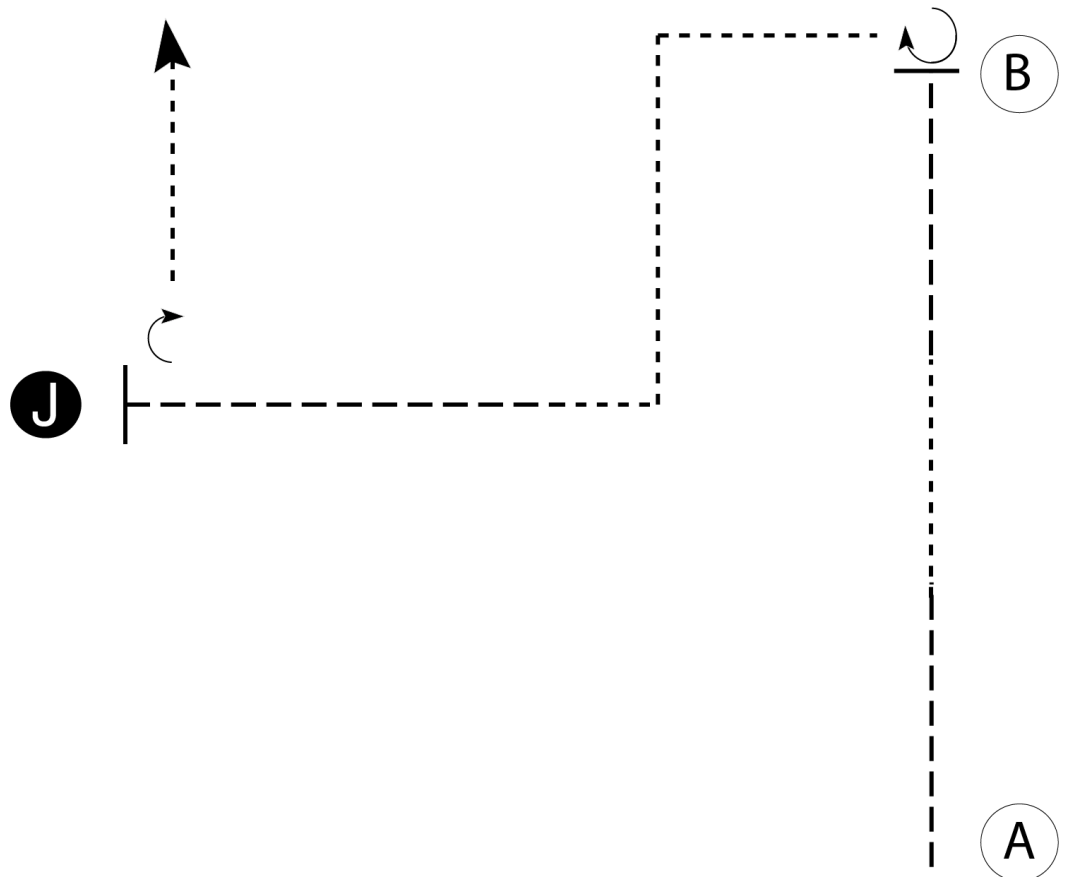
Pattern Provided by:

Michael Ochetto

Cotton Bowl

Showmanship (All Walk Trot and Small Fry)

Show Date: 10-30-2021



Be ready at A.

1. Trot 1/3 of the line, then walk 1/3 of the line then trot the final 1/3 of the line.
2. Stop with horse's hip even with B.
3. Perform a 3/4 turn.
4. Walk two square corners as shown then trot to judge.
5. Stop and set up at Judge.
6. Inspection.
7. When dismissed, perform a 1/4 turn and walk to exit.

Walk -----
Trot -----
Back ←
Marker (B)
Judge (J)

[S/WT-119]

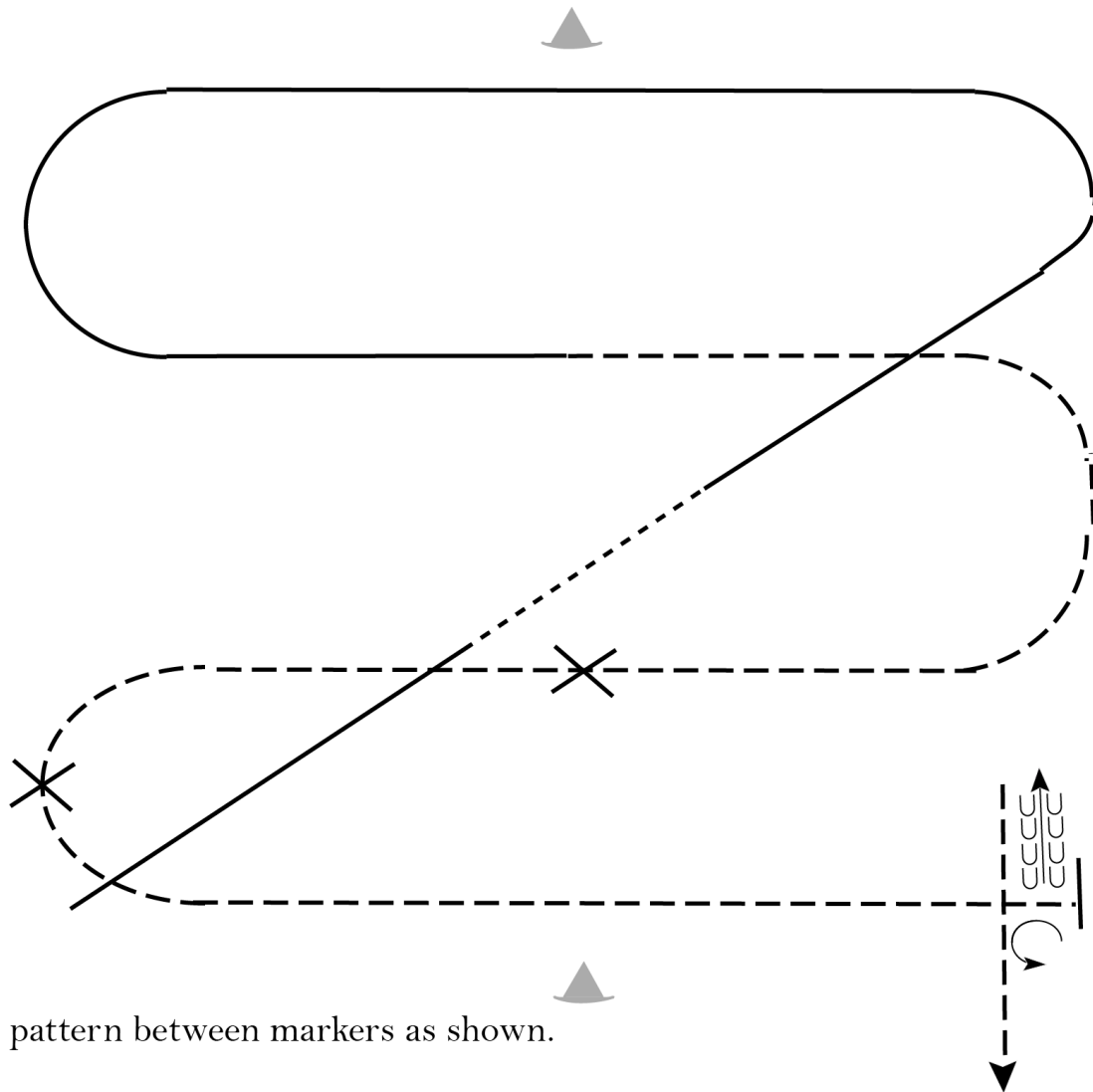
Pattern Provided by:

Michael Ochetto

Cotton Bowl

Hunt Seat Equitation (All Youth, Amateur, Select and Masters)

Show Date: 10-30-2021



Keep pattern between markers as shown.

1. Canter right lead then walk several strides.
2. Canter left lead around to center of pattern.
3. Posting trot on the left diagonal then sitting trot (at X).
4. Posting trot on the right diagonal (at X).
5. Halt and perform a 3/4 turn on the forehand left.
6. Back approximately 2 horse lengths then exit at a trot.

Walk	-----
Trot	- - - - -
Extended Trot	- - - - -
Canter	=====
Leg Yield	
Lead Change	///
Back	←←←
Marker	(B)
Sidepass	↖↗
Hand Gallop	

[HSE/2-112]

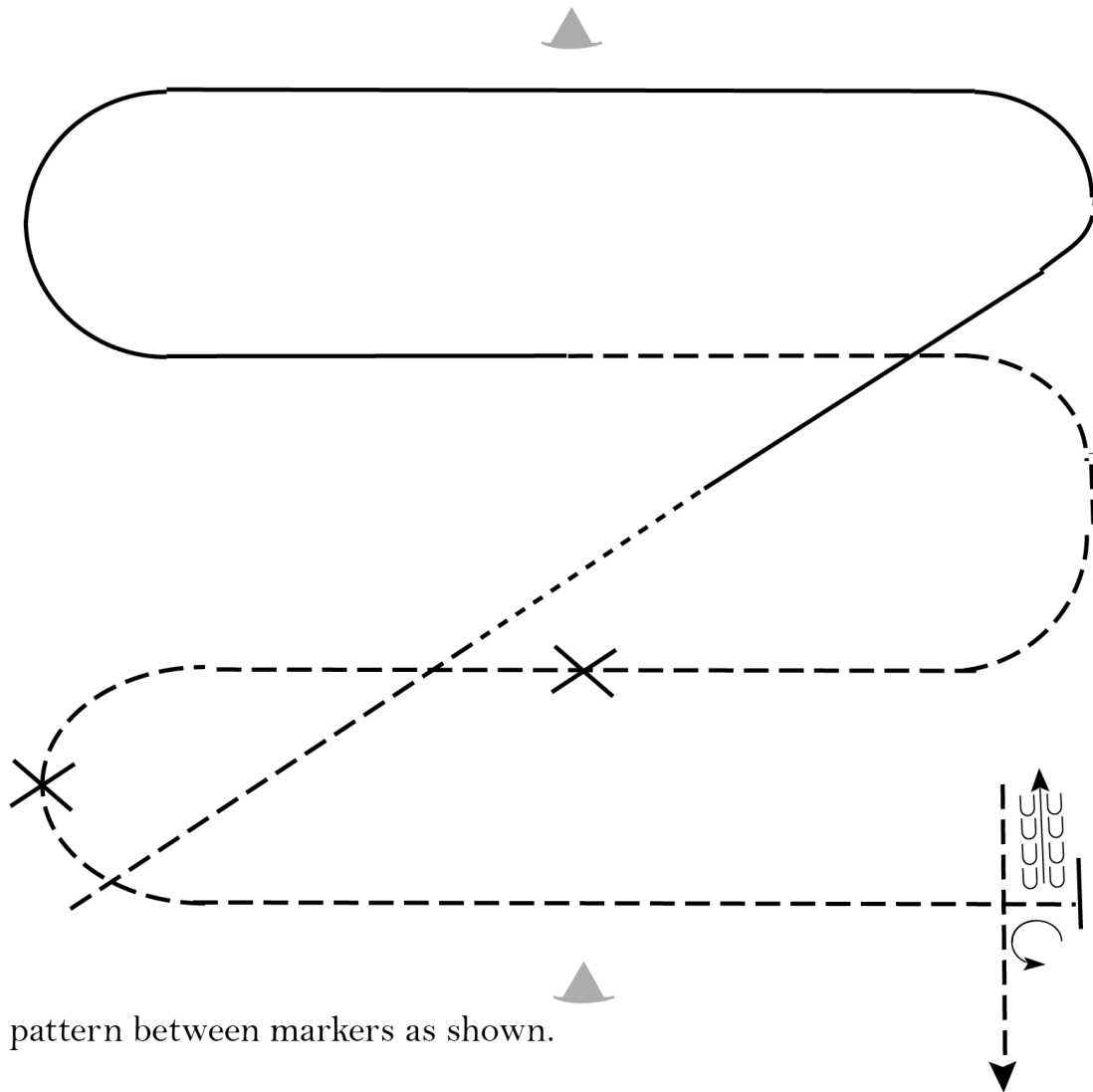
Pattern Provided by:

Michael Ochetto

Cotton Bowl

Hunt Seat Equitation (All L1 and Novice)

Show Date: 10-30-2021



1. Sitting trot then walk several strides.
2. Canter left lead around to center of pattern.
3. Posting trot on the left diagonal then sitting trot (at X).
4. Posting trot on the right diagonal (at X).
5. Halt and perform a 3/4 turn on the forehand left.
6. Back approximately 2 horse lengths then exit at a trot.

Walk	-----
Trot	- - - - -
Extended Trot	=====
Canter	=====
Leg Yield	
Lead Change	///
Back	←←←
Marker	(B)
Sidepass	←---→
Hand Gallop	=====

[HSE/1-112]

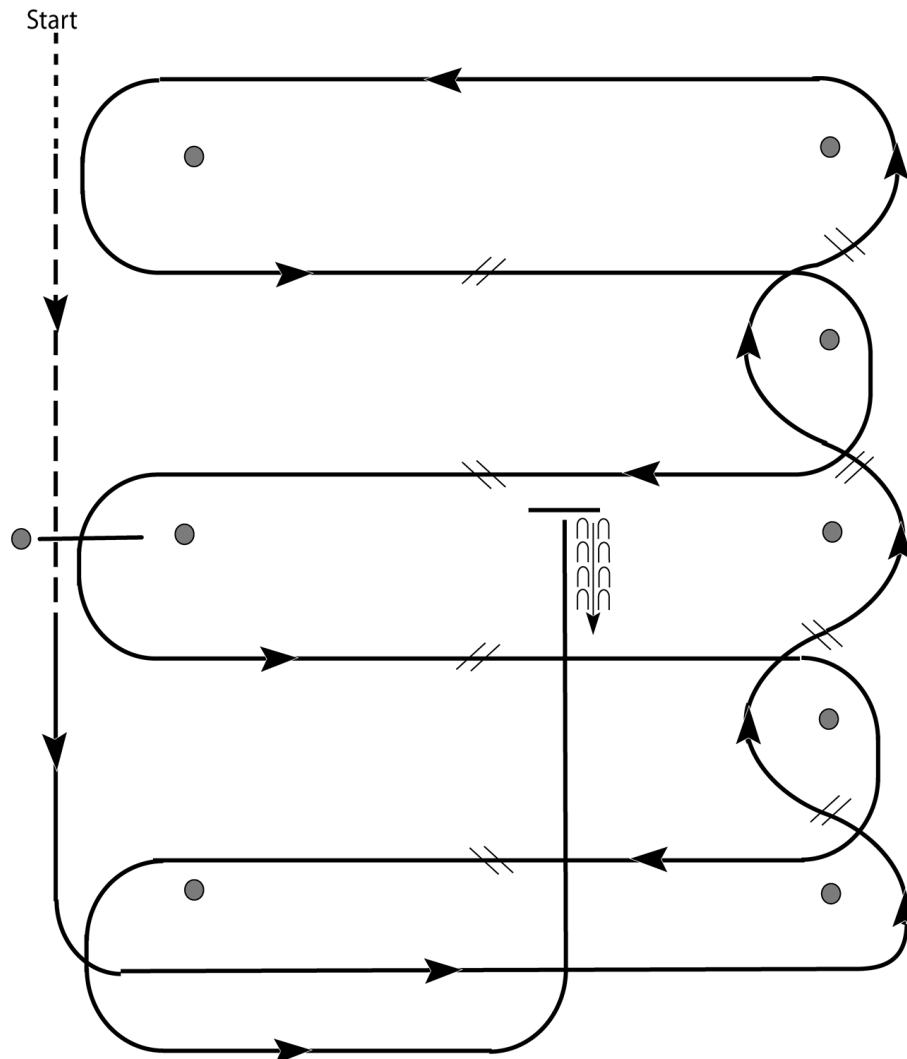
Pattern Provided by:

Michael Ochetto

Cotton Bowl

Western Riding (All Open, Amateur and Youth)

Show Date: 10-30-2021



1. Walk and jog over log.
2. Transition to lope and lope around end.
3. First line change.
4. Second line change.
5. Third line change.
6. Fourth line change and lope around the end of the arena.
7. First crossing change.
8. Second crossing change.
9. Lope over log.
10. Third crossing change.
11. Fourth crossing change.
12. Lope up the center, stop and back.

[WR/OP-1]

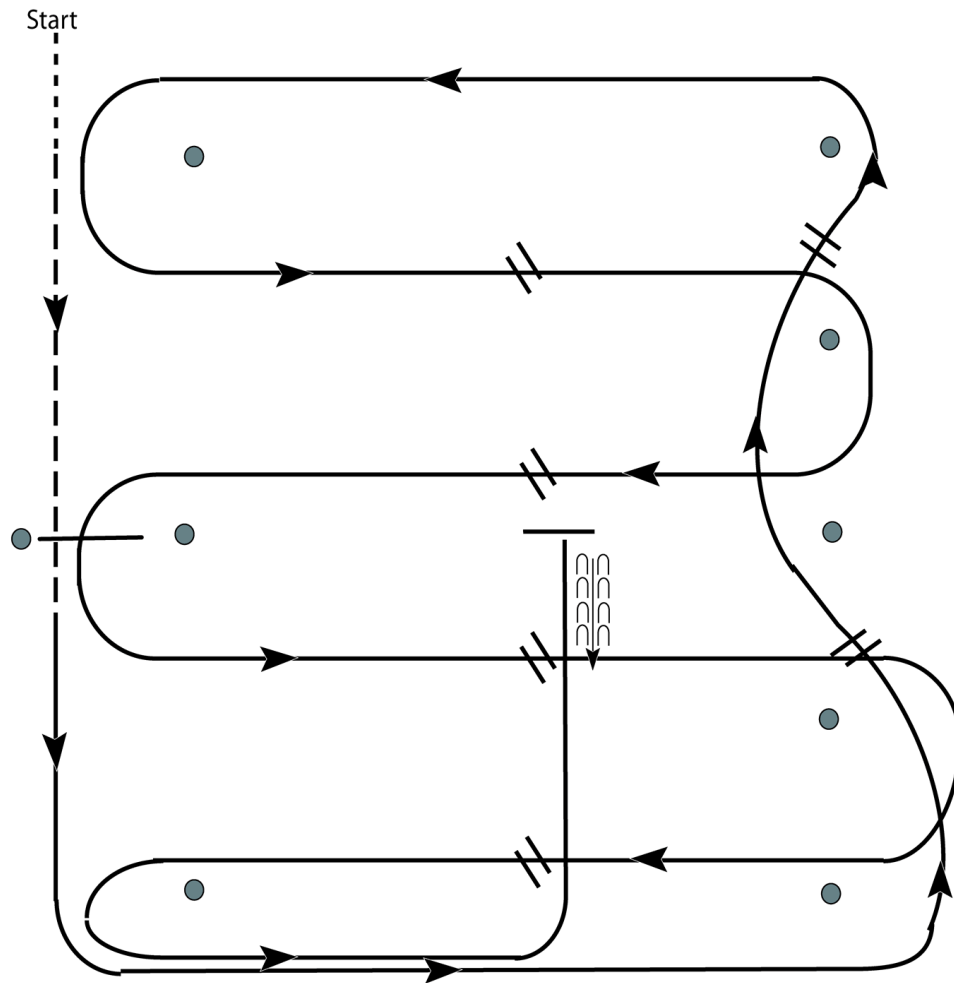
Pattern Provided by:

Michael Ochetto

Cotton Bowl

Western Riding (All L1, green and Novice)

Show Date: 10-30-2021



1. Walk at least 15' & jog over log.
2. Transition to left lead and lope around end.
3. First line change.
4. Second line change. Lope around end of arena
5. First crossing change.
6. Second crossing change.
7. Lope over log.
8. Third crossing change.
9. Fourth crossing change.
10. Lope up the center, stop and back.

[WR/GP-1]

Pattern Provided by:

Michael Ochetto

www.HorseShowPatterns.com

www.HorseShowPatterns.com

Be ready at A.

1. Perform a jog from A and a square corner toward center of pattern.
2. Continue the jog in a straight line.
3. Stop and perform a 1/4 turn to the left.
4. Back approximately one horse length
5. Walk until you cross your line.
6. Exit arena at a jog.

A

.....

B

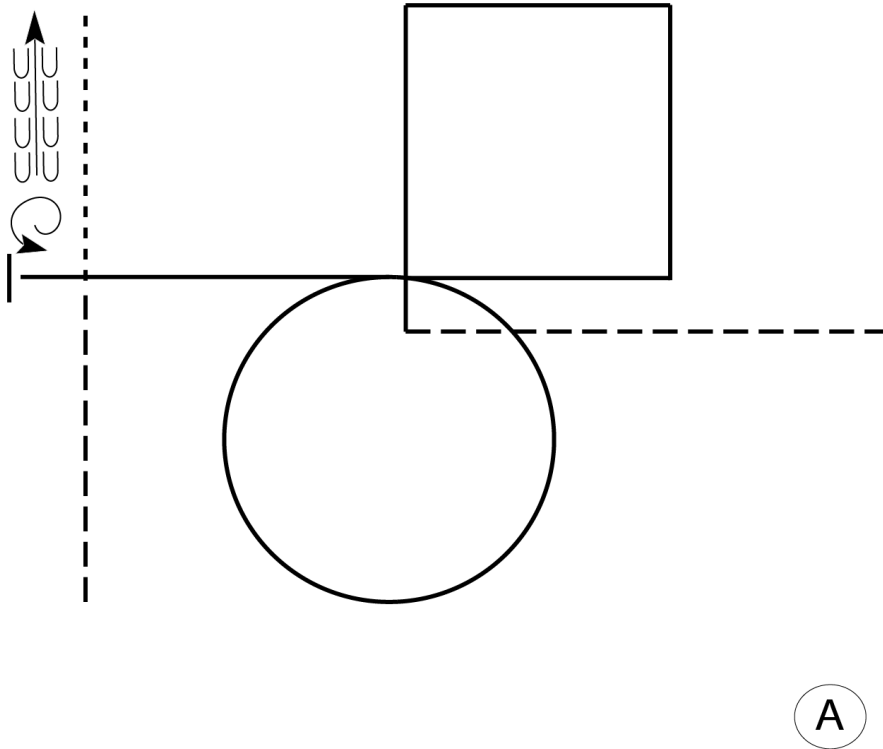
[WH/WT-104]

Michael Ochetto

Cotton Bowl

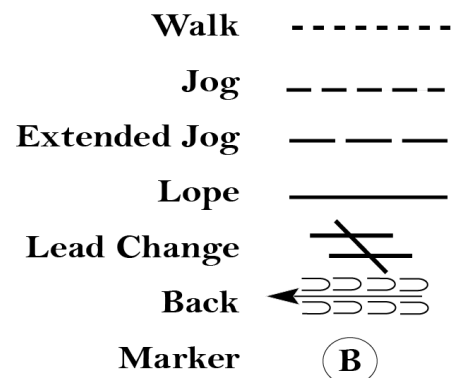
Western Horsemanship (All Youth, Amateur, Select, Masters and SPB)

Show Date: 10-30-2021



Be ready at A.

1. Perform a jog from A and a square corner toward center of pattern.
2. Make a square corner right at center.
3. Lope a right lead square.
4. Change leads at center and lope a left lead circle.
5. Close the circle and continue loping on the left lead in a straight line.
6. Stop and perform a 1 1/4 turn to the left.
7. Back 5 steps.
8. Walk until you cross your line.
9. Exit arena at a jog.



[WH/2-104]

Pattern Provided by:
Michael Ochetto